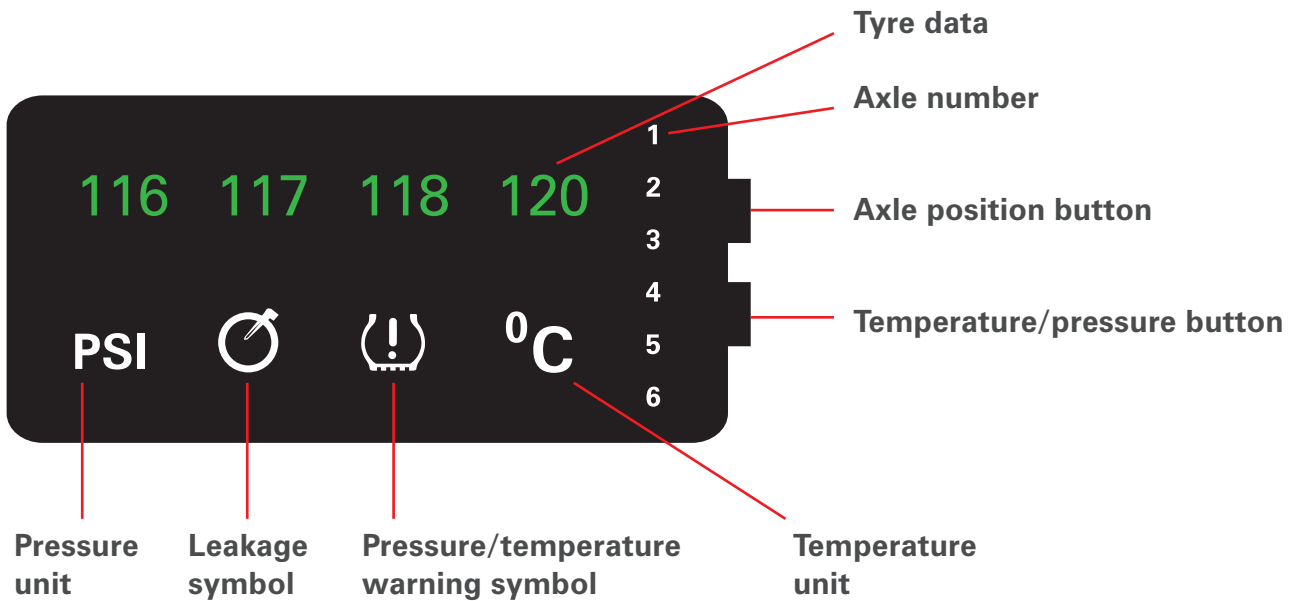


# QUICK REFERENCE GUIDE

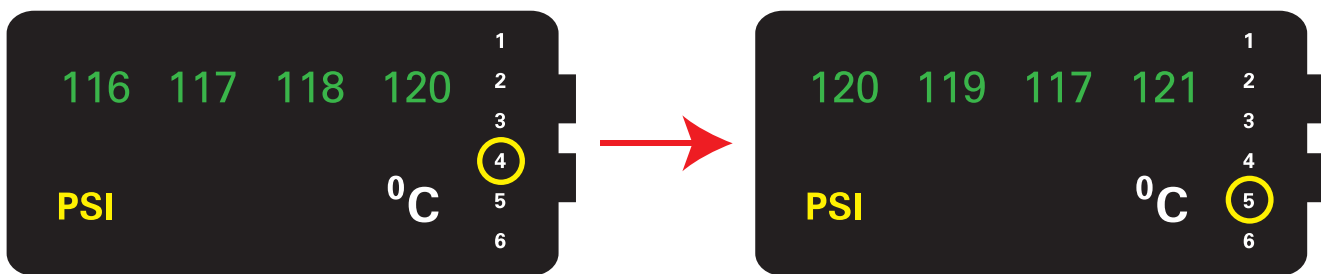
**TyreWatch is installed in this vehicle, and is configured to its individual specifications.**

As soon as the ignition is switched on, TyreWatch is activated and the in-cab display will show each axle's tyre data (pressure/temperature) for 5 seconds in rotation.

Each axle is represented by the numbers 1-6. If TyreWatch is also installed in your trailer, a number 1 appears onscreen when a number refers to the trailer unit. If the tyre data on each axle is within the set parameters, TyreWatch will automatically proceed to the next axle and continue the normal 5 second rotation.



By default the display is set up to show tyre pressures, but the button on the right hand side switches between pressure and temperature.



Your appointed tyre support provider is:



**Please call +44 (0)330 100 7707**

Please quote company name, tyre size and fleet reg no. when phoning for assistance

*your fleet is our fleet*

## QUICK REFERENCE GUIDE

When TyreWatch detects an issue, it immediately informs both the driver and the fleet management office so action can be taken

### INFORM

Typically, non-urgent issues such as slow pressure loss from a leaky valve, or a modest temperature increase from a mechanical defect on an axle for example, can be fixed once you return to base. The nature of the fault is minor, but with this knowledge you can proceed with caution and avoid potential escalation or exacerbation of the fault.

#### Low tyre pressure

20% under baseline pressure

##### In-cab display

- Stays on problem axle
- Warning sound
- (!) symbol appears
- Problem tyre flashes

##### Action

- Pull over where convenient and safe
- Thoroughly check the tyre
- Continue to destination, monitoring the display
- Inform depot on arrival



#### High tyre pressure

30% above baseline pressure

##### In-cab display

- Stays on problem axle
- Warning sound
- (!) symbol appears
- Problem tyre flashes

##### Action

- Pull over where convenient and safe
- Thoroughly check the tyre
- Continue to destination, monitoring the display
- Inform depot on arrival



### PREVENT

Should TyreWatch detect rapid pressure leakage or high temperatures – the main causes of tyre failure – it generates an urgent stop alert. You can then pull over in full control of the vehicle, preventing imminent tyre failure.

#### Rapid pressure leakage

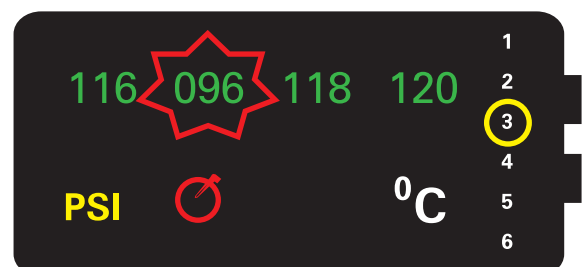
>5 psi deflation in 15 seconds

##### In-cab display

- Stays on problem axle
- Warning sound
- ⚙ symbol appears
- Problem tyre flashes

##### Action

- Pull over where convenient and safe
- Thoroughly check the tyre
- Only continue if no visible deflation or damage
- Inform depot



#### High tyre temperature

Temperature reaches 80 °C

##### In-cab display

- Stays on problem axle
- Warning sound
- (!) symbol appears
- Problem tyre flashes

##### Action

- Pull over where convenient and safe
- Thoroughly check the tyre
- Continue to destination, monitoring the display
- Inform depot on arrival

